

NANCY DREW

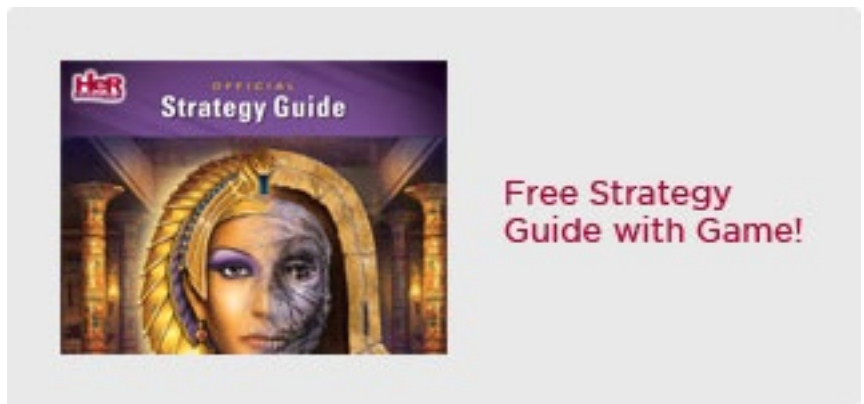
Tomb of the Lost Queen Overview



Unearth Sinister Secrets in an Ancient Egyptian Tomb! Egyptologists and archaeologists are abuzz about recent discoveries by a university dig team, but suspicious accidents left the group isolated and leaderless. Is a curse burying their progress or is someone sabotaging their success? Find out as you assume the role of Nancy Drew and uncover the lost secrets buried within the *Tomb of the Lost Queen*!

Overview for Learn & Play

Nancy Drew: Tomb of the Lost Queen is a fictional game that offers engaged game play and learning while solving a Nancy Drew mystery. The story is a great mystery with a plot that relates to topics on ancient Egypt and more specifically, Queen Nefertari. The story, theme and setting offer numerous facts and learning opportunities.



The following are ideas for learning while playing that the HeR Interactive team hopes will **encourage discussions** and **offer points of learning** in the **listed subject areas**.

In addition to this subject overview, we have created a **worksheet** with **questions for students to complete while playing the game** for added learning and engagement.

Subjects that tie in with facts and themes in the game:

Ancient Egyptian Hieroglyphs, Ancient Egyptian Rulers, Ancient Egyptian Mummification.

Ancient Egyptian Hieroglyphs


Learn about the ancient Egyptian writing system: the hieroglyphs and how they were used in their language and writing.

Ancient Egyptian Rulers


Learn about the legendary lost Queen Nefertari and where she was supposed to be buried. Learn the names of her children and what each name means.

Ancient Egyptian Mummification

Learn about the mummification process including the amulets the Egyptians adorned themselves with and why they found it important.



Tomb of the Lost Queen Worksheet

 As your student plays through the game *Nancy Drew: Tomb of the Lost Queen*, the student can find information about the hieroglyphs, Egyptian rulers, archaeology and a few other fun facts. Encourage your student to take hand-written notes for playing the game in order to solve the mystery. If you or the student gets stuck in the game, please refer to the official game strategy guide (free pdf included with the game purchase from HeR Interactive). For additional questions and resources, please visit herinteractive.com or email us at feedback@herinteractive.com.

Q1: Which Egyptian Queen stepped in as regent and adopted the traditional male garb of rulers, including the false beard?

A: Queen Hatshepsut

Q2: What does Nefertiti's name mean?

A: "The beautiful one is come"

Q3: How can you determine which direction to read hieroglyphs? (Left to right or right to left?)

A: Look at the direction the living creatures are facing.

Q4: Fill in the blank: The eye of Horus became a symbol of _____ and _____.

A: Health and life

Q5: What British archaeologist led the expedition of King Tutankhamun's tomb?

A: Howard Carter

Q6: Which name is NOT a child of Queen Nefertari?

1. Amunherkhepeset
2. Ptolemy
3. Pareherwenemef
4. Meritamun

A) 2. Ptolemy

Q7: During the mummification process, what were placed in between linen layers for additional protection in the afterlife?




A: Amulets

Q8: What amulet represents the guardian of death?

A: The jackal

Q9: Match the symbols with their meanings:

1. House of rebirth
2. House of three truths
3. House of water

- a. 
- b. 
- c. 

A: 1. House of rebirth = c

2. House of three truths = a

3. House of water = b

Q10: Identify (circle) the hoopoe bird. (Hint: it's the gold stone bird cartouche found in the antiquities tent):



A:



NANCY DREW®

Teacher's Guide

Tomb of the Lost Queen Worksheet

- 🔍 Have the student cut out the amulets and place them in the box according to their representation. This activity is just like the in-game puzzle. Note: There is one empty compartment remaining once all the amulets are placed. Just like in the game, it is the jackal amulet that is missing and is the "Guardian of Death." Refer to the in-game information for reference.



Answer the questions as you play and explore *Nancy Drew: Tomb of the Lost Queen!* It helps to take hand-written notes, too!

Question 1: Which Egyptian Queen stepped in as regent and adopted the traditional male garb of rulers, including the false beard?

A:

Question 2: What does Nefertiti's name mean?

A:

Question 3: How can you determine which direction to read hieroglyphs? (Left to right or right to left?)

A:

Question 4: Fill in the blank: The eye of Horus became a symbol of _____ and _____.

Question 5: What British archaeologist led the expedition of King Tutankhamun's tomb?

A:

Question 6: Which name is NOT a child of Queen Nefertari?

1. Amunherkhepeset
2. Ptolemy
3. Pareherwenemef
4. Meritamun

A)




Question 7: During the mummification process, what were placed in between linen layers for additional protection in the afterlife?

A:

Question 8: What amulet represents the guardian of death?

A:

Question 9: Match the symbols with their meanings:

- | | |
|--------------------------|--|
| 1. House of rebirth | a.  |
| 2. House of three truths | b.  |
| 3. House of water | c.  |

Question 10: Identify (circle) the hoopoe bird. (Hint: it's the gold stone bird cartouche found in the antiquities tent):



Cut out the amulets and place them in the box according to their representation. This activity is just like the in-game puzzle. Note: There is one empty compartment remaining when you have placed all of the amulets. Refer to the in-game information for reference.

