
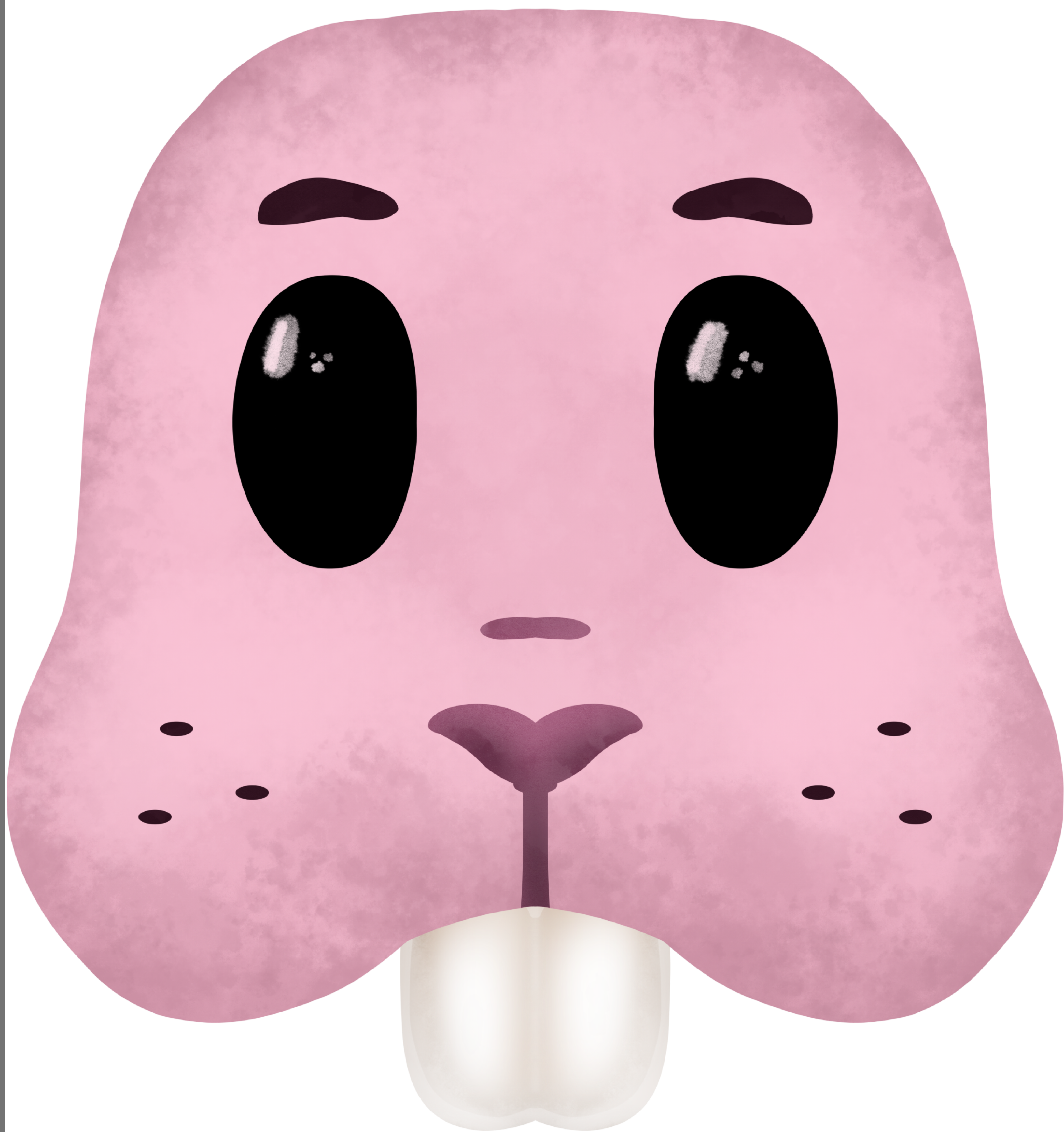


MASK INSTRUCTIONS:

1. PRINT OUT MASK AT FULL SIZE ON STIFF PAPER (8.5 X 11)
2. CUT OUT THE EYE HOLES
3. PUNCH A SMALL HOLE ON EACH OUTER EDGE OF THE MASK (LEFT AND RIGHT)
4. TIE A STRING, LARGE RUBBER BAND, OR ELASTIC TO THE HOLES ON BOTH SIDES OF THE MASK
5. COMPLETE THE COSTUME WITH OUTFIT PIECES AND ACCESSORIES






PRUDENCE RUTHERFORD, SUMMER COSTUME GUIDE





MASK



ANIMAL EARS OF
YOUR CHOICE




THE STRANGEST
SHIRT YOU OWN



ANY LARGE
FRUIT (TO HOLD)

FUZZY BOOTS



BRIGHT PANTS

