


MASK INSTRUCTIONS:

1. PRINT OUT MASK AT FULL SIZE ON STIFF PAPER (8.5 X 11)
2. CUT OUT THE EYE HOLES
3. PUNCH A SMALL HOLE ON EACH OUTER EDGE OF THE MASK (LEFT AND RIGHT)
4. TIE A STRING, LARGE RUBBER BAND, OR ELASTIC TO THE HOLES ON BOTH SIDES OF THE MASK
5. COMPLETE THE COSTUME WITH OUTFIT PIECES AND ACCESSORIES





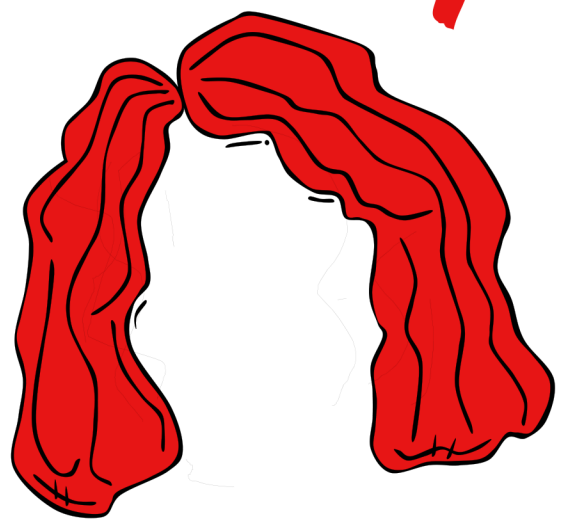
MINETTE

COSTUME GUIDE


MASK



RED WIG (OR
TEMPORARY
HAIR COLOR)



CAPELET (USE A SAFETY PIN
TO AFFIX A SHEER FABRIC,
LIKE A SCARF OR CURTAIN)



ALL-WHITE
OUTFIT

